

# WELCOME TO THE SWEPSON



## GETTING TO THE SWEPSON

- Address: 1236 South Shelby St. Louisville, KY 40222
- The SSWEPSON is a three-story brick building with a gold and black facade and frosted glass windows.
- Arriving on Shelby St (one way), take a right into the parking lot of the Chase Bank.



*(Front view of The SSWEPSON)*



*(View of The SSWEPSON from down the street)*

## PARKING AT CHASE BANK





- Once in the parking lot, stay left towards the three-story brick building.
- Park in a spot close to the building near the side man gate, under the decks (*where the red car is in the photo*).
- This parking lot is where you will park during your stay. Your car is safe there overnight!


# WELCOME TO THE SWEPSON

## ENTERING THE MAIN GATE

- The Main Gate is off of the Chase Parking lot



## LOCATING THE ICON



- Once through the gate proceed to the **right** back door, on the first floor, if you are looking at the back of the building